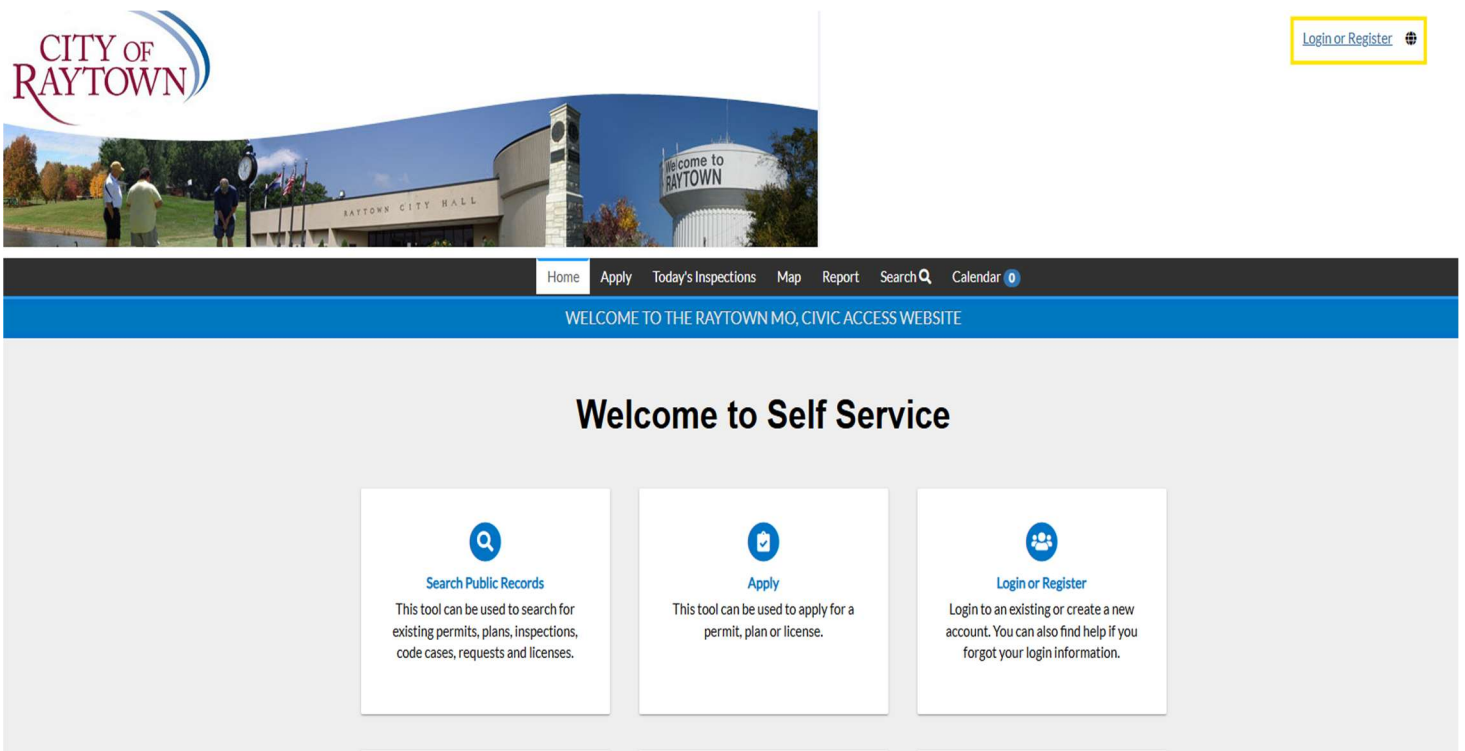


The City of Raytown Civic Access Online Registration Instructions:

Online Portal Link: <https://raytownmo-energovpub.tylerhost.net/apps/selfservice#/home>



From the webpage, please click “login or register” at the top right of the screen, then follow the directions below.



The screenshot displays the City of Raytown Self Service website. At the top left is the City of Raytown logo. The main header features a photograph of Raytown City Hall and a water tower with "Welcome to RAYTOWN" written on it. In the top right corner, a yellow box highlights the "Login or Register" link. Below the header is a navigation menu with links for Home, Apply, Today's Inspections, Map, Report, Search, and Calendar. A blue banner below the menu reads "WELCOME TO THE RAYTOWN MO, CIVIC ACCESS WEBSITE". The main content area is titled "Welcome to Self Service" and contains three service tiles: "Search Public Records" (with a magnifying glass icon), "Apply" (with a document icon), and "Login or Register" (with a user icon). Each tile includes a brief description of the service.


**CITY OF RAYTOWN**

[Login or Register](#)

Home Apply Today's Inspections Map Report Search  Calendar 


WELCOME TO THE RAYTOWN MO, CIVIC ACCESS WEBSITE

## Welcome to Self Service




**Search Public Records**

This tool can be used to search for existing permits, plans, inspections, code cases, requests and licenses.



**Apply**

This tool can be used to apply for a permit, plan or license.



**Login or Register**

Login to an existing or create a new account. You can also find help if you forgot your login information.

Please **DO NOT** enter your email address if you are not currently registered or have not logged in within the last year. This will cause a delay in your registration process. Click “Create an Account” to register. If you are unsure if you already have an existing account, please contact us at 816-737-6014 to request assistance. Thank You.



Sign in to community access services.

**Email address**

Keep me signed in

Next


OR

Sign in with...



[Unlock account?](#)

[Help](#) 



Create an account

## Create an account

Fields are required unless marked optional.

**Email**

This field cannot be left blank

**First name**

**Last name**

**Mobile phone**

Optional

Password requirements:

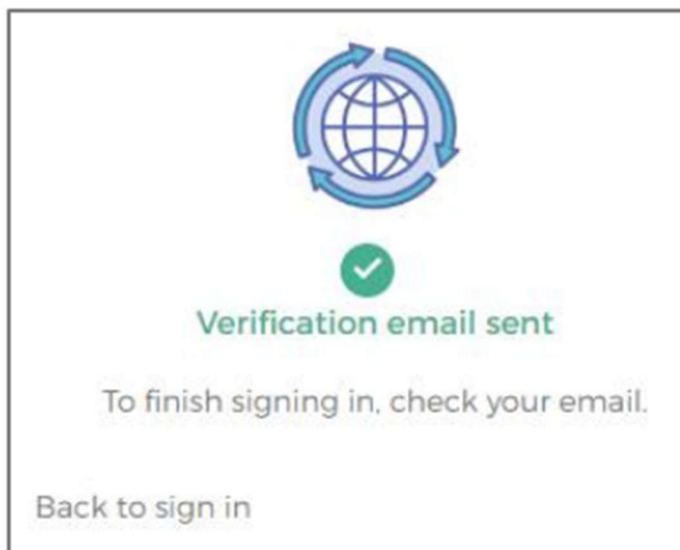
- ✓ At least 8 characters
- ✓ A lowercase letter
- ✓ An uppercase letter
- ✓ A number
- ✓ No parts of your username

**Password**

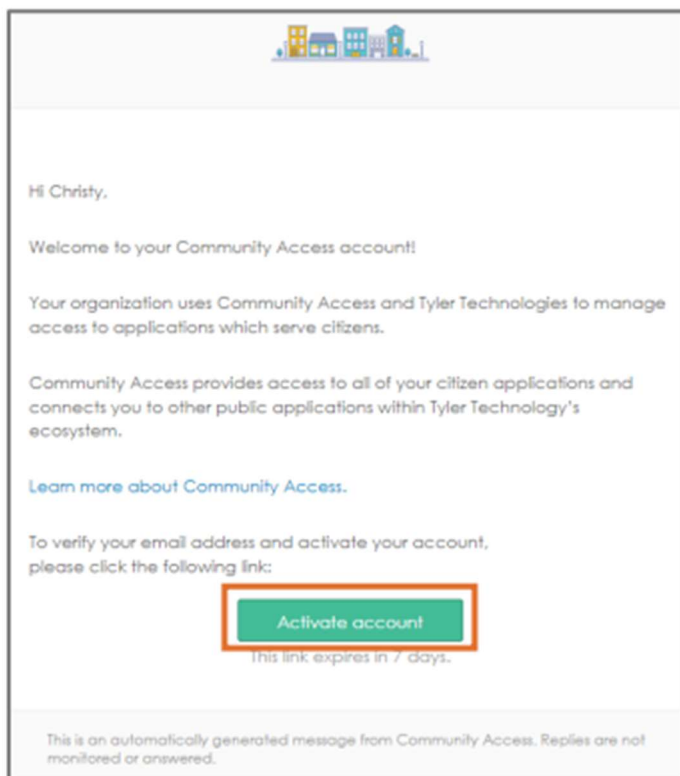
Sign up

## Activate Account

The browser displays a message instructing the customer to check their



1. Log in to the email account.
2. Click **Activate account** in the email to activate the TID-C account



## Registration

Step 1 of 5: Acknowledgement

By acknowledging this, I agree to abide by the

Add certificates during registration ⓘ

Continue

## Registration

Step 2 of 5: Personal Info

First Name

\*REQUIRED

Middle Name

Last Name

Company

\* Contact Preference

\* Email Address

Additional Contact Information

Mobile Phone

Back

Next

## Registration

Step 3 of 5: Address

\* Address

Street address, P.O. box, (required)

Address is required.

Apartment, suite, unit, floor, (optional)

City

State

Postal Code

\*REQUIRED

Back

Next

**Registration**

Step 5 of 5: Signature

By registering, you agree that all information entered will be accurate and up-to-date.

\* Please type your name as consent to electronically sign this registration.


Enable Type Signature

X Draw Signature Here

[Clear](#)

[Back](#) [Submit](#)

Once registered, go to “Dashboard>Apply” and type “Rental Permit Application in the search bar, then click “Apply”.




Dashboard Home **Apply** My Work Today's Inspections Map Report Pay Invoices Search Calendar

### Application Assistant

Rental Permit Application

[All](#) [Trending](#) [My History](#) [LICENSE](#) [PERMITS](#) [PLANS](#)

[Show Categories](#) [Show My Templates](#)



**Rental Permit Application**

Category Name:  
Rental Registration

Description:  
PERMIT APPLICATION FOR THE REGISTRATION AND RENEWAL OF NON-OWNER OCCUPIED PROPERTIES.

[Apply](#)